

Unit 6: Let's eat!

Lesson 1: Vegetables

A Look at the pictures. Complete the words.



1. t o m a t o e s



2. o _ _ i o _ _ s



3. _ _ u c u _ _ b e _ _ s



4. m u _ _ h _ _ o _ _ m s




5. _ _ e _ _ s



6. c _ _ r _ _ o t s



7. l e _ _ t _ _ c e



8. _ _ e p _ _ e r s



9. p _ _ t _ _ t o _ _ s

B  **Play Track 38. Listen for the vegetables. Circle a or b.**

1. a. tomatoes and onions b. potatoes and onions
2. a. peppers and mushrooms b. peas and mushrooms
3. a. carrots and lettuce b. cucumbers and lettuce
4. a. potatoes and peppers b. potatoes and peas
5. a. cucumbers and onions b. carrots and onions
6. a. tomatoes and peas b. tomatoes and peppers

C **Read the story.**

Beata needs to make dinner. She wants to make chicken and vegetables. She has chicken, onions, and peas. She needs potatoes, carrots, and mushrooms. Her son goes to the store. He buys the vegetables. Beata makes dinner. It's delicious!



D **Read the story again. Circle a or b.**

1. Beata wants to make ____.
a. lunch b. dinner
2. She wants to make ____.
a. chicken and carrots b. chicken and vegetables
3. She has chicken, ____, and peas.
a. mushrooms b. onions
4. Beata needs potatoes, carrots, and ____.
a. mushrooms b. onions
5. Her ____ goes to the store.
a. husband b. son
6. He buys ____.
a. potatoes, carrots, and mushrooms b. potatoes, carrots, and onions


Lesson 2: Vegetables • Like/Don't like

A Look at the pictures. Complete the sentences.
Use *like* and *don't like* and the words in the box.

carrots lettuce peas ~~potatoes~~
cucumbers onions ~~peppers~~ tomatoes

1.  I like potatoes.

 I don't like peppers.

2.  We _____.

 We _____.

3.  They _____.

 They _____.

4.  Bernard and Sue _____.

 They _____.

B  **Play Track 39. Listen. Write the vegetables.**

- A:** Do you like vegetables?
B: I like peas. I don't like onions.
- A:** Do you like vegetables?
B: I like _____. I don't like _____.
- A:** Do you like vegetables?
B: I like _____. I don't like _____.
- A:** Do you like vegetables?
B: I like _____. I don't like _____.

C **Answer the questions. Use true or made-up information. Circle Yes or No. Then write a sentence. Use the example below as a model.**

Do you like peas?

Yes No I like peas.

- Do you like lettuce?
Yes No _____
- Do you like cucumbers?
Yes No _____
- Do you like carrots?
Yes No _____
- Do you like peppers?
Yes No _____
- Do you like mushrooms?
Yes No _____
- Do you like potatoes?
Yes No _____
- Do you like onions?
Yes No _____

Lesson 3: Fruit • Likes/Doesn't like

A Look at the pictures. Write the names of the fruit.
Use the words in the box.

~~apples~~ grapes peaches
bananas mangoes pears
cherries oranges strawberries



1. apples



2. _____



3. _____



4. _____



5. _____



6. _____



7. _____



8. _____









9. _____

B Read the questions. Complete the answers.

- A:** Does Tom like bananas?
B: Yes. He likes bananas.
- A:** Does Maria like strawberries?
B: Yes. She _____ strawberries.
- A:** Does Luke like peaches?
B: No. He _____ peaches.
- A:** Does Meg like cherries?
B: Yes. She _____ cherries.
- A:** Does Sarah like grapes?
B: No. She _____ grapes.
- A:** Does John like apples?
B: No. He _____ apples.

C Look at the pictures. Complete the sentences. Use *like* and *doesn't like*.

-  Marie likes grapes.
-  Yao _____.
-  Roberto's sister _____.
-  Eva _____.
-  My father _____.
-  My teacher _____.

Lesson 4: Life Skills • Containers and amounts

A Look at the pictures. Write the words. Use the words in the box.

a bag of rice ~~a can of soup~~ a gallon of milk
a box of cereal a dozen eggs a loaf of bread



1. _____ a can of soup _____




2. _____




3. _____



4. _____



5. _____



6. _____

B Write the plural form of the words in parentheses.

1. **A:** What do we need from the store?

B: We need two (gallon) gallons of milk and two (box) _____ of cereal.

2. **A:** What do we need from the store?

B: We need four (pound) _____ of chicken and three (bag) _____ of rice.

3. **A:** What do we need from the store?

B: We need two (loaf) _____ of bread and three (box) _____ of cereal.

4. **A:** What do we need from the store?

B: We need three (pound) _____ of fish and five (can) _____ of soup.

C Look at the pictures. Complete the sentences.


1.



A: Do you need anything from the store?

B: Yes. I need a loaf of bread and two gallons of milk.

2.



A: Do you need anything from the store?

B: Yes. I need a _____ and two _____.

3.



A: Do you need anything from the store?

B: Yes. I need two _____ and three _____.

4.




A: Do you need anything from the store?

B: Yes. I need a _____ and two _____.


A Read the shopping ad.

Food Mart


Weekly Specials




Tomato soup:
89¢ /
Buy one, get one free




Fish:
\$4.99/lb.



Loaf of bread:
\$1.59



Cereal (Corn Flakes):
\$3.59



One dozen eggs:
\$1.09

B Read the shopping ad again. Write the prices.

1. How much is a loaf of bread? \$1.59
2. How much is one pound of fish?
3. How much are four cans of soup?
4. How much is a box of cereal?
5. How much are two dozen eggs?

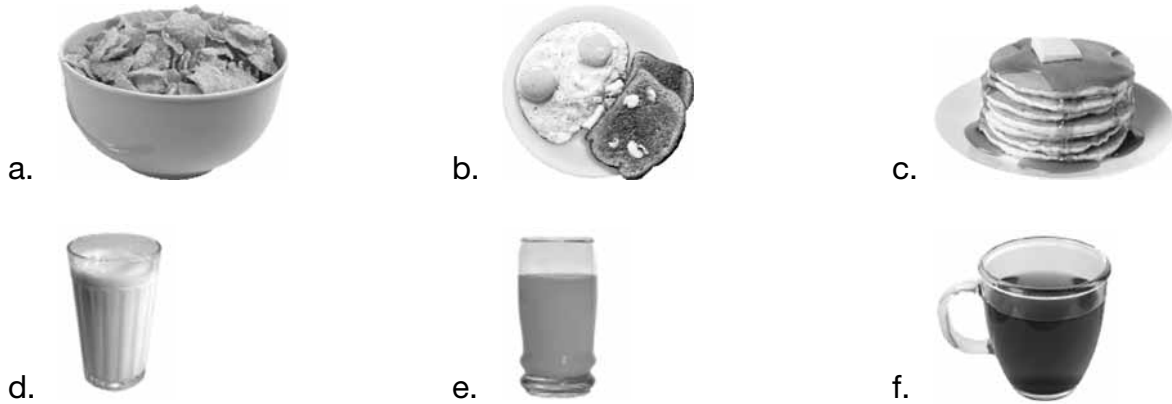
C Look at the pictures. Write a shopping list.



1 gallon of milk


Lesson 6: Read a menu and order a meal

A Match the pictures with the words.




- | | |
|-------------------|-------------------------|
| 1. milk <u>d</u> | 4. eggs and toast _____ |
| 2. pancakes _____ | 5. juice _____ |
| 3. cereal _____ | 6. tea _____ |

B Play Track 40. Listen for the menu items. Circle *a* or *b*.



Lesson 7: Tran's story


- A**  **Play Track 41. Listen to the story.**
Number the sentences in the correct order.

- ___ Sometimes children eat with their fingers.
___ How do you eat in your country?
___ My name is Kyoko.
___ In my country, people usually drink their soup.
1 My name is Tran.
___ In my country, people usually eat with chopsticks.
___ In the United States, people usually eat with forks, knives, and spoons.
___ Sometimes they eat food with their fingers, like sandwiches and French fries.



- B** **Read the sentences in Exercise A again.**
Write the sentences in the correct order.

1. My name is Tran. In my country, people usually eat with chopsticks.
2. _____
3. _____
4. _____
5. _____
6. _____

- C**  **Play Track 41 again to check your answers to Exercise B.**


A  Play Track 42. Listen. Write *f* or *v*.

1. _f_ruit
2. ___egetables
3. ___ery
4. ___ood
5. ___ish
6. ha___e
7. bee___



8. co___fee
9. li___e
10. ___i___teen
11. ___i___e
12. ___a___orite



B  Play Track 43. Listen. Write the words.

- | | |
|--------------------|-----------|
| 1. _____fruit_____ | 6. _____ |
| 2. _____ | 7. _____ |
| 3. _____ | 8. _____ |
| 4. _____ | 9. _____ |
| 5. _____ | 10. _____ |