

Unit 2: Welcome to class!

Lesson 1: The classroom

A  **T11** Listen and point.

B Trace. Copy.



1

book



2

notebook



3

dictionary



4

pencil




5

pen



6

eraser



7

paper



8


cell phone



9

backpack

C Look and circle.



- | | | |
|----------------------------|------------|--------------|
| 1. Do you have a pencil? | Yes, I do. | No, I don't. |
| 2. Do you have a backpack? | Yes, I do. | No, I don't. |
| 3. Do you have a pen? | Yes, I do. | No, I don't. |
| 4. Do you have a notebook? | Yes, I do. | No, I don't. |
| 5. Do you have an eraser? | Yes, I do. | No, I don't. |

D Write about you.

Yes, I do.


No, I don't.

- | | |
|------------------------------|-------------------|
| 1. Do you have a book? | <u>Yes, I do.</u> |
| 2. Do you have an eraser? | _____ |
| 3. Do you have a pen? | _____ |
| 4. Do you have a notebook? | _____ |
| 5. Do you have a cell phone? | _____ |


Lesson 2: Classroom instructions

A Write.

Turn off
Turn on




Turn on the light.




Turn off the light.

Close
Open




Open your book.




Close your dictionary.

Put away
Take out



Take out your pencil.



Put away your book.

B Listen. Check your answers.

C ^{T13}  **Listen and circle.**

1. Open Close
2. Turn on Turn off
3. Put away Take out
4. Open Don't open
5. Take out Don't take out
6. Turn off Don't turn off


D **Write sentences. Use a capital and a period.**

1. open your book Open your book.
2. take out your pencil Take out your pencil.
3. close your notebook Close your notebook.
4. put away your pen Put away your pen.
5. turn off your cell phone Turn off your cell phone.
6. don't turn on the light Don't turn on the light.

Lesson 3: School

A ^{T14}  Listen and point.

B Trace. Copy.



classroom



cafeteria




library



men's room



women's room




computer lab



office



bookstore



testing room

C Underline the same.

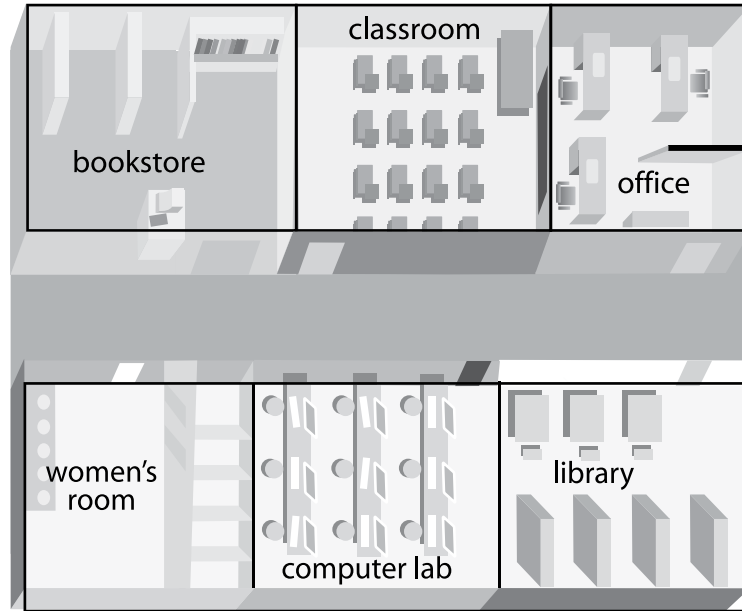
1. class classroom classmate
2. room classroom women's room men's room
3. book notebook bookstore
4. phone telephone cell phone

D  ^{T15} Listen and write.

book class phone room

1. classroom
2. book store
3. classmate
4. cell phone
5. notebook
6. men's room
7. tele phone
8. women's room

Lesson 4: Places in school



A Look. Write.

1. Where is the classroom? Next to the office
2. Where is the office? Across from the library
3. Where is the bookstore? Next to the classroom
4. Where is the library? Next to the computer lab
5. Where is the women's room? Across from the bookstore
6. Where is the computer lab? Across from the classroom

Lesson 5: Fill out a form

A Write.

male
female



male



female

married
single



single



married

Ms.
Mr.



Ms.



Mr.

B Fill out the form. Write about you.

Vista Learning Center

Mr.
 Mrs.
 Miss
 Ms.

Last Name First Name

Place of Birth

Male Married
 Female Single

Lesson 6: Study skills


A Trace.



go to class



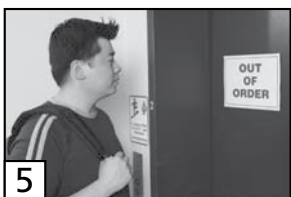
ask questions




use a dictionary



write in my notebook



read signs



practice English

B ^{T16}  Listen and write.

ask go practice

1. I go to class.
2. I practice English with my classmates.
3. I ask the teacher questions.

read use write

4. I use a dictionary.
5. I write in my notebook.
6. I read signs.


C Circle *Yes* or *No* about you.

I go to class.	Yes	No
I ask questions.	Yes	No
I use a dictionary.	Yes	No
I write in my notebook.	Yes	No
I read signs.	Yes	No

D Copy your *Yes* sentences in your notebook.

Lesson 7: Lan's story

A Match.



Students talk in groups.

Students don't talk in class.

Students ask questions.

Students listen to the teacher.

B Listen. Check your answers.

C Circle *Yes* or *No* about your class.

Students talk in groups. Yes No

Students talk in class. Yes No

Students ask questions. Yes No

A  ^{T18} Listen and write.

b p

1. pen
2. paper
3. book
4. backpack
5. pencil
6. put away

Copy.

B  ^{T19} Listen and write.

m n

1. notebook
2. men
3. male
4. next to
5. my

Copy.
